



State of Higher Education of Bhutan, 2020



**Higher Education Planning Division
Department of Adult and Higher Education
Ministry of Education
Royal Government of Bhutan
Thimphu: Bhutan**

Table of Contents

S/No	Contents	Page No.
1	Acknowledgement	4
2	Introduction	5
3	Background of Education System	5
4	Governance of Higher Education	6
5	Transition of Higher Secondary School Students Table 5.1: Key Higher Education indicators and the status (2020) Table 5.2: Number of BHSCE Graduates Students (2014 -2019) Figure 5.1: Number of BHSCE Graduates Students (2014-2019) Table 5.3: BHSCE graduates enrolled in HEIs (2020) Table 5.4: Unemployment rate by level of education and gender (2019)	7- 10
6	Statistics of Higher Education Students (In-country) Table 6.1: Year of establishment and location of colleges and institutions Table 6.2: Enrolment of students as per the programmes offered by HEIs Table 6.3: Students by level and year. Table 6.4: Students by field of study and gender Table 6.5: Teaching Faculty by gender in HEIs Table 6.6: Annual tuition fees structure for Universities and HEIs Table 6.7: Students enrolled in various HEIs over the last four consecutive years (In-country)	10 - 20
7	Statistics of Higher Education Students (Ex-country) Table 7.1: Students studying in various countries through various scholarships administered by DAHE Table 7.2: Scholarship students by country and gender Table 7.3: Scholarship students by field of study and gender Table 7.4: Students studying in various countries through scholarships administered by different agencies Table 7.5: Students various sources of funding Table 7.6: Scholarship students by field of study administered by different agencies Table 7.7: Total number of students enrolled in HEIs abroad Table 7.8 : Students enrolled in HEIs abroad over the last four consecutive year administrated by various agencies	20-26
8	Self-Funding Students Table 8.1: Students by country and gender. Table 8.2: Students by field of study and gender.	26 - 28

9	Higher Education students enrolled both within and outside Bhutan (2020) Table 9.1: New students enrolled in TEIs within Bhutan through various funding (2020) Table 9.2: Total ex-country students by level and year. Table 9.3: Students enrolled outside Bhutan administered through various agencies (2020) Table 9.4: Total number of students enrolled in tertiary education within and outside Bhutan.	29 - 33
10	Students enrolled in STEM (In-country and Ex-country) Table 10.2: Students enrolled in STEM (In- country and Ex- country) Figure 10.1: Student enrolled in STEM (In-country) Figure 10.2: Student enrolled in STEM (Ex-country STEM) Figure 10.3: Total number of students enrolled in STEM (In-country and Ex-country)	33 - 35
11	Higher education students enrolled under Student Loan Scheme Table 11.1 The total number of tertiary education students enrolled under Student Loan Scheme	36
12	Budget allocation for Higher Education Institutions in Bhutan (2020) Table 12.1: Budget and Expenditure on higher education for the fiscal year 2019-2020	36 -37
13	Status of Accreditation of Higher Education Institutions in Bhutan Table 13.1: Accreditation of higher education institutions in Bhutan Table 13.2: The validity of accreditation grade	37 - 38
14	Appendix I : Programmes under the categories of field of study	39 - 41
15	Appendix II: Acronyms and Abbreviations	42 - 43
16	Appendix III: Technical Definitions	44
17	Reference	45 - 45

Acknowledgements

The Higher Education Planning Division (HEPD), Department of Adult and Higher Education (DAHE), Ministry of Education (MoE) would like to acknowledge the contributions made by the following officials and agencies who made it possible in the development of the state of Higher education of Bhutan 2020:

Advisory board

1. Kesang C. Dorji, Director General, DAHE, MoE
2. NB Raika, Advisor, DAHE, MoE
3. Baburam Sherpa, Specialist, DAHE, MoE
4. Rinzin Wangmo, Chief Program Officer, HEPD, DAHE, MoE

Task force members

1. Tshering Yangzom, Assistant ICT Officer, ICTD, MoE
2. Norbu Tsheten, Senior ICT Officer, ICTD, MoE
3. Sonam Zam Lhagyel, Assistant Planning Officer, PPD, MoE
4. Galay Samdrup, Senior Program Officer, SSSD, DAHE, MoE
5. Nima Lham, Assistant Program Officer, QAAD, DAHE, MoE
6. Dawa Tshering, Deputy Chief Program Officer, HEPD, DAHE, MoE
7. Karma Tshering, Deputy Chief Programme Officer, HEPD, MoE
8. Tshewang Namgay, Senior Program Officer, HEPD, DAHE, MoE

Special Thanks

1. Chief of PPD, Offtg. Chief of SSSD, Chief of QAAD, Chief of ICT, all the Higher Education Institutions in Bhutan for the service rendered and timely data input in TESS.
2. Youth Welfare Education Office, Gyalyum Charitable Trust, YDF, Tarayana Foundation, RCSC, Loden Foundation, and ECPFs for providing higher education students data.

Introduction

A quality Higher education is essential to develop human capital which is one of the important factors for the socio-economic development of a nation. Given the current pace of technology advancement in the country, there is a need for a dynamic workforce steeped in knowledge and skills by making higher education relevant. Therefore, high priority is accorded in enhancing access to equitable and quality tertiary education in Bhutan.

His Majesty the King in his Royal address during the 112th National Day reminded us about the emerging technological advancements in the fields of artificial intelligence, robotics, internet of things, big data, block chain, digital currencies, digital wallets, digital banking and quantum computing. These advancements have potential to raise global income levels and improve the quality of life for people around the world. In an era where economic success is measured by technological advancement, it is important for the tertiary education system to bring necessary domestic reforms and build international partnerships.

After realizing the significance of higher education, understanding the current state of higher education is of paramount importance. The state of the higher education document is intended to provide information on the evolution and growth of education, and entire statistics of the higher education system of the country during normal and unprecedented times. This document further provides quality data on higher education for further research and development in the field of higher education in the country.

The data for this document is collected from different sources/agencies that facilitate enrollment of students in higher education. Data for in-country HEIs is collected from TESS while data for ex-country HEIs is collected from Youth Welfare Education Office, Gyalum Charitable Trust, RCSC, YDF, Tarayana Foundation, Loden Foundation, SSSD, ECPFs, and DAHE Educational Services (G2C). The data is collected during September and October as all the aspiring students would be enrolled by the end of August. The report comprises of updated data from the sources/agencies for all the students, including new enrollment and ongoing students from the previous years .

3. Background of Education System

Since the advent of Buddhism in the 8th century, monastic schools played an important role in the lives of the people and it continues even today. The modern form of education was introduced in Bhutan with the establishment of the first school in 1913 and thereafter more schools were opened in the 1950s. It has been promoted and expanded since the first Five Year Plan in 1961 to address the basic educational needs and develop human resources required for the socio-economic development of the country.

Sherubtse Junior College was upgraded to undergraduate degree college in 1983 followed by other higher education institutes. Prior to 2003, all higher education institutions (TEIs) were governed by the relevant Ministries and the degrees were awarded by the institutions themselves. In order to regulate and institute a sound tertiary education system, the Royal University of Bhutan (RUB) was established in June, 2003 based on federated college model. With the establishment of the RUB, all higher education institutions, which were previously governed by

the relevant ministries and agencies were placed under the University and restructured both in terms of nomenclature and programme. Khesar Gyalpo University of Medical Sciences of Bhutan (KGUMSB) was established in 2015 to cater to the needs of allied medical programmes. Currently, the higher education sector consists of:

- ✓ Royal University of Bhutan with 10 constituent colleges and two affiliated colleges.
- ✓ Khesar Gyalpo University of Medical Sciences of Bhutan with three distinct faculties constituting of three individual colleges and one affiliated college.
- ✓ Royal Institute of Management (Autonomous).
- ✓ Jigme Singye Wangchuck School of Law (Autonomous).

4. Governance of Higher Education

The Department of Adult and Higher Education (DAHE), Ministry of Education (MoE) as the secretariat for Tertiary Education Board (TEB) and Bhutan Accreditation Council (BAC) has the mandate of ensuring sound higher education system in the country.

TEB, which is appointed through an Executive Order is the highest executive decision-making body for all matters relating to higher education in the country. This is in alignment with the Tertiary Education Policy of the Kingdom of Bhutan 2010 that envisages TEB to oversee and provide guidance and direction to Tertiary Education Institutions. Such an approach will help to enhance effectiveness and efficiency in supporting the growth of tertiary education systems through planning and funding.

BAC is a national autonomous body with overall authority on accreditation, quality assurance, and interpreting and recognizing qualifications. It provides a common framework for accreditations for all higher education institutions within Bhutan to ensure that the required standards are met.

The Registrar to higher education is an overall nodal position at the policy decision making level to oversee and facilitate the functioning and communication thereof of the Board, the Council and the higher education institutions.

5. Transition of Higher Secondary School Students

Table 5.1: Key higher education indicators and the status (2020)

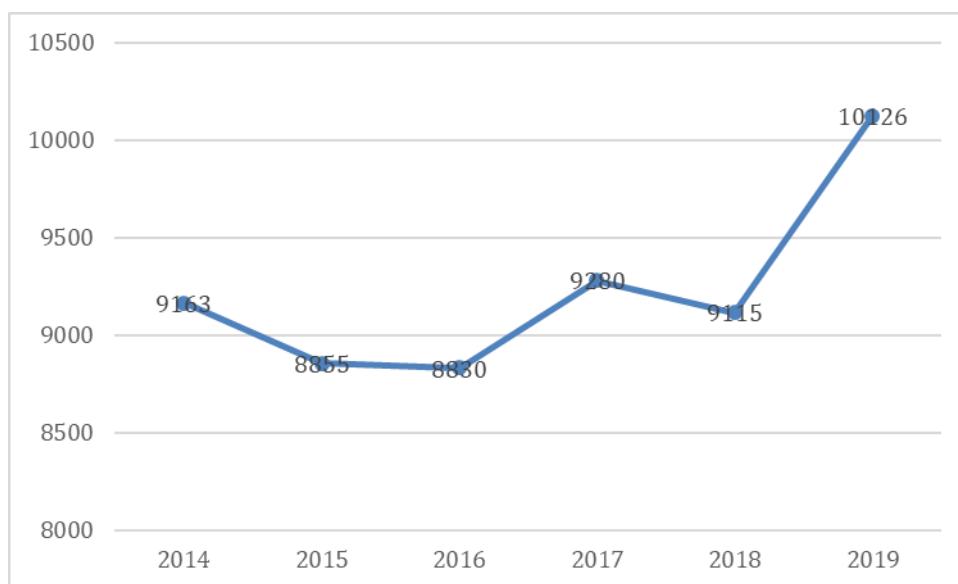
S/No	Indicators	Male	Female	Both
1	Gross Enrolment Ratio (GER) at tertiary level within Bhutan (19-23 years old)	19.1	18.7	18.9
2	Gross Enrolment Ratio at tertiary level within & outside Bhutan (19-23 years old)	25.4	25.0	25.2
3	Percentage of tertiary students studying abroad	24.8	25.2	25.0
4	Percentage of self- funding students within Bhutan	26.6	29.9	28.2
5	Percentage of self- funding within and outside Bhutan	33.2	36.9	35.0
6	Percentage of self- funding students in public TEIs within Bhutan	19.1	19.2	19.1
7	Gender Parity Index in tertiary education within Bhutan	0.92		
8	Gender Parity Index in tertiary education within and outside Bhutan	0.93		
9	Percentage of students studying in private TEIs within Bhutan	8.1	11.5	9.7
10	Percentage of students enrolled in STEM programmes within Bhutan	50.8	40.7	45.9
12	Percentage of students enrolled in STEM programmes within and outside Bhutan	33.2	36.9	35.0
13	Percentage of students studying through self-funding in RUB	15.9	14.9	15.4
*Denominator from Projected Population data from NSB				

Table 5.2: Number of BHSEC graduate students (2014 -2019)

Year	Male	Female	Total	No. of students passed
2014	5300	5952	10252	9163
2015	4979	4972	9951	8855
2016	5162	5248	10410	8830
2017	5247	5030	10145	9280
2018	5292	5354	10,646	9115
2019	5618	5443	11061	10126

(Source: BCSEA as of January, 2019)

Figure 5.1: Number of BHSEC graduate students (2014-2019)



The existing statistics shows that the total number of students who graduated BHSEC between 2014 and 2018 fluctuates; however, there is a sharp rise in the number of BHSEC graduates in 2019.

Table 5.3: BHSEC graduates enrolled in HEIs (2020)

BHSEC graduates enrolled	Female	Male	Total
Ex-country via other agencies	79	80	159
Ex-country via DAHE	76	94	170
Ex-country via ECPF	45	41	86
Ex-country via Self-funding Others	22	10	32
In Country	1963	2165	4128
Grand Total	2185	2390	4575

A total of 10126 (female 5198 and male 4928 and) students graduated from BHSEC in the year 2019 was comparatively higher compared to past years. 45.2% of the students who graduated from BHSEC in the year 2019 are enrolled in the HEIs within and abroad. DAHE enrolled the maximum number of students in HEIs outside the country in 2020.

Table 5.4: Unemployment rate by level of education and gender (2019)

Level of Education	Urban			Rural			Both Areas		
	Male	Female	Total	Male	Female	Total	Male	Female	Total
None	186	252	437	118	150	268	304	401	705
Primary	75	87	161	41	75	117	116	162	278
Lower Secondary	97	183	280	62	172	234	159	355	513
Middle Secondary	231	470	701	206	454	660	437	923	1,361
Higher Secondary	613	719	1,332	421	473	894	1,034	1,192	2,226
Diploma other than TVET*	41	119	160	126	20	147	168	139	306
Bachelor Degree	929	931	1,860	518	548	1,066	1,446	1,479	2,925
Master Degree and Above	25	74	98	10	0	10	34	74	108
Religious Professionals	11	0	11	42	0	42	52	0	52
Non-Formal Education	0	118	118	34	53	86	34	171	205
Don't Know	0	19	19	0	0	0	0	19	19
Total	2,206	2,971	5,177	1,577	1,944	3,521	3,783	4,915	8,698

(Source: Labour Force Survey, Annual Report 2019)

As per the Labour Force Survey, Ministry of Labour & Human Resources, Table 5.4 shows that the highest unemployment rate is observed amongst persons with Bachelor Degree (12.7%) and Higher Secondary (11.2%). The table also shows the female unemployment rate is higher than that of male in all levels of education.

6. Statistics of Higher Education Students (In-country)

Table 6.1: Year of establishment and location of colleges and institutions

Sl no	Name	Year of Establishment	Location
Royal University of Bhutan			
1	College of Language and Culture Studies	1961	Taktse, Trongsa
2	College of Natural Resources	1992	Lobesa, Punakha
3	College of Science and Technology	2001	Rinchending, Chukha
4	Gedu College of Business Studies	2008	Gedu, Chukha
5	Gyalpozhing College of Information Technology	2017	Gyalpozhing, Mongar
6	Jigme Namgyel Engineering College	1972	Dewathang, Samdrup Jongkhar
7	Paro College of Education	1975	Paro
8	Samtse College of Education	1968	Samtse
9	Sherubtse College	1968	Kanglung, Trashigang
10	Yonphula Centenary College	2017	Yonphula, Trashigang
Khesar Gyalpo University of Medical Sciences of Bhutan			
1	Faculty of Nursing and Public Health	1974	Thimphu
2	Faculty of Postgraduate in Medicine	2014	Thimphu
3	Faculty of Traditional Medicine	1967	Kawajangsa, Thimphu
Autonomous Institutes			
1	Jigme Singye Wangchuck School of Law	2017	Pangbisa, Paro
2	Royal Institute of Management	1986	Simtokha, Thimphu
Private Institutes			
1	Arura Academy of Health Sciences	2015	Allay, Phuntsholing, Chukha
2	Norbuling Rigter College	2017	Doteng, Paro
3.	Royal Thimphu College	2009	Ngabiphu, Thimphu

Table 6.2: Enrolment of students as per programmes offered by HEIs

Tertiary Education Institutes	Programme	Male	Female	Total
College of Language and Culture Studies	BA in Bhutanese and Himalayan Studies	189	250	439
	BA in Language and Culture	18	4	22
	BA in Language and Literature (BLL)	213	325	538
	Diploma in Language and Communication Skills	23	33	56
	Honours of Arts in Language and Literature	7	3	10
	Masters in Dzongkha and Choekey	28	11	39
College of Natural Resources	BSc Agriculture (Diploma Nested)	48	90	138
	BSc Animal Science (Diploma Nested)	49	82	131
	BSc Environment & Climate Studies	49	40	89
	BSc Food Science & Technology (Diploma Nested)	63	83	146
	BSc Forestry (Diploma Nested)	97	68	165
	BSc Organic Agriculture	34	36	70
	BSc Sustainable Development	96	184	280
	MSc in Natural Resources Management	9	4	13
	Master in Development Practice	5	10	15
College of Science and Technology	Bachelor of Architecture	76	51	127
	BE in Civil Engineering	248	85	333
	BE in Civil Engineering (In-service)	14	3	17
	BE in Electrical Engineering	93	45	138
	BE in Electrical Engineering(In-service)	3	3	6
	BE in Engineering Geology	35	12	47
	BE in Information Technology	123	39	162
	BE in Information Technology (In-service)	1	0	1
	BE in Instrumentation and Control Engineering	32	14	46
	Master of Engineering in Renewable Energy	7	1	8
Faculty of Nursing and Public Health (KGUMSB)	BSc. Clinical Counseling	12	12	24
	Diploma in Anaesthesia Technology	2	2	4
	Diploma in Community Health	23	27	50
	Diploma in Dental Hygiene	7	7	14
	Diploma in Dental Technology	8	3	11
	Diploma in Emergency Medical Responder	21	19	40
	Diploma in General Nursing and Midwifery	71	77	148
	Diploma in Medical Imaging Technology	11	7	18
	Diploma in Medical Laboratory Technology	17	9	26
	Diploma in Ophthalmic Technology	2	2	4

	Diploma in Pharmacy	13	7	20
	Diploma in Physiotherapy	4	7	11
	Diploma in Primary ENT Care	1	1	2
	Diploma in Primary Orthopaedic and Trauma Care	2	1	3
	H-Foundation	77	58	135
Faculty of Postgraduate Medicine (KGUMSB)	MD Anesthesiology	3	2	5
	MD Emergency Medicine	4	2	6
	MD General Practice	2	2	4
	MD Medicine	4	5	9
	MD Obstetrics and Gynecology	2	5	7
	MD Ophthalmology	1	3	4
	MD Orthopedics	5	1	6
	MD Otorhinolaryngology-Head and Neck Surgery	2	0	2
	MD Pediatrics	3	5	8
	MD Psychiatry	1	1	2
	MD Surgery	7	1	8
Faculty of Traditional Medicine (KGUMSB)	Bachelor in Traditional Medicine	29	12	41
	Diploma in Traditional Medicine	15	23	38
	Masters in Traditional Medicine	2	2	4
Gedu College of Business Studies	Bachelor of Commerce	377	342	719
	Common Foundation - 3	356	286	642
	Master of Business Administration	49	33	82
Gyalpozhing College of Information Technology	BSc. Computer Science	54	20	74
	Bachelor of Computer Application	42	41	83
	BSc in Information Technology	63	64	127
Jigme Namgyel Engineering College	BE in Mechanical Engineering	56	15	71
	BE in Power Engineering	144	39	183
	BE in Surveying and Geoinformatics	56	18	74
	Diploma in Civil Engineering	333	147	480
	Diploma in Computer System and Network	82	53	135
	Diploma in Electrical Engineering	60	21	81
	Diploma in Electronics and Communication Engineering	58	34	92
	Diploma in Materials and Procurement Management	75	54	129
	Diploma in Mechanical Engineering	113	18	131
	Diploma in Surveying	72	31	103
Jigme Singye Wangchuck School of Law	LL.B./PGDNL	30	57	87
Norbuling Rigter College	B.A Dzongkha & English	66	123	189

	BA Political Science & Sociology	91	118	209
	BA in Development Studies	14	10	24
	Common Foundation - 4	4	6	10
Paro College of Education	BEd Dzongkha	86	83	169
	BEd Primary	156	404	560
	BEd Primary (DE)	145	134	279
	BEd primary Dzongkha	45	25	70
	Diploma in ECCD	3	151	154
	Diploma in Physical Education & Sports Coaching	34	9	43
	MEd in Dzongkha	57	18	75
	M. Ed in Educational Leadership & Management	55	4	59
	MEd Inclusive Education	10	11	21
	PgDE	47	22	69
	PgDE (PT)	31	0	31
Arura Academy of Health Sciences	Diploma in nursery and Midwife	29	76	105
Royal Institute of Management	Diploma in Financial Management (DFM)	49	61	110
	Post Graduate Diploma in Financial Management (PGDFM)	14	16	30
	Post Graduate Diploma in National Law (PGDNL)	23	23	46
	Post Graduate Diploma in Public Administration (PGDPA)	25	20	45
Royal Thimphu College	BA in Anthropology	39	52	91
	BA in Development Economics	32	56	88
	BA in English Studies	32	69	101
	BA in English Studies (CE)	9	6	15
	BA in History & Dzongkha	20	30	50
	BA in Mass Communication	36	49	85
	BA in Political Science & Sociology	48	58	106
	Bachelor of Business Administration	271	164	435
	Bachelor of Commerce	70	83	153
	Bachelor of Commerce (CE)	80	93	173
	BSc in Environmental Management	52	72	124
	BSc in Nursing & Midwifery	14	83	97
	Business Studies	87	68	155
	Business Studies (CE)	28	23	51
	Exchange Programme	5	2	7
Samtse College of Education	BA in Social Work	19	53	72
	BEd Secondary	186	180	366

	MA in Contemplative Counseling and Psy	5	4	9
	MEd in Science and Maths	78	7	85
	MEd in English	8	4	12
	MEd in Geography	11	8	19
	Post Graduate Certificate in Higher Education (PGC)	27	13	40
	Post Graduate Diploma in Contemplative Counseling	19	15	34
	Postgraduate Diploma in Education	60	52	112
Sherubtse College	BA Geography & Economics	25	29	54
	BA History & Dzongkha	35	16	51
	BA Media Studies & Dzongkha	13	16	29
	BA Media Studies & English	10	18	28
	BA Population & Development Studies	38	79	117
	BSc. Environmental Science	39	47	86
	BSc. in Physics & Chemistry	1	0	1
	BSc. Life Science	23	24	47
	BSc. Mathematics	85	25	110
	BSc. Physics	38	14	52
	BA in Economics	41	40	81
	BA in English	27	54	81
	BA in History	48	34	82
	BA in Media Studies	30	53	83
	BSc in Chemistry	48	30	78
	BSc in Environmental Science	19	41	60
	BSc in Geography	41	44	85
	BSc in Life Science	40	56	96
Yonphula Centenary College	MA in English	16	14	30
Grand Total				13012

(Source: tess.dahe.gov.bt retrieved on November, 2020)

Table 6.3: Students by level and year

Year	RGoB - funding			Self - funding			Other – funding			Total		
	Male	Female	Total	Male	Female	Total	Male	Female	Total	Male	Female	Total
Diploma												
Diploma-1st Year	447	317	764	101	88	189	0	0	0	548	405	953
Diploma-2nd Year	420	309	729	121	88	209	0	0	0	541	397	938
Diploma-3rd Year	80	110	190	3	15	18	0	0	0	83	125	208
Sub Total	947	736	1683	225	191	416	0	0	0	1172	927	2099
Bachelor												
Bachelors-1st Year	978	930	1908	539	566	1105	23	27	50	1540	1523	3063
Bachelors-2nd Year	928	912	1840	353	425	778	19	25	44	1300	1362	2662
Bachelors-3rd Year	1025	996	2021	420	475	895	21	32	53	1466	1503	2969
Bachelors-4th Year	373	371	744	71	69	140	4	0	4	448	440	888
Bachelors-5th Year	17	3	20	0	5	5	0	0	0	17	8	25
Sub Total	3321	3212	6533	1383	1540	2923	67	84	151	4771	4836	9607
Bachelor Honours												
Bachelor Honours-1st Year	42	13	55	34	22	56	1	0	1	77	35	112
Bachelor Honours-2nd Year	65	61	126	18	29	47	0	0	0	83	90	173
Bachelor Honours-3rd Year	25	31	56	6	12	18	0	0	0	31	43	74

Bachelor Honours-4th Year	13	2	15	3	0	3	0	0	0	16	2	18
Sub Total	145	107	252	61	63	124	1	0	1	207	170	377
Doctorate												
Doctorate-1st year	8	8	16	0	0	0	0	0	0	8	8	16
Doctorate-2nd Year	9	9	18	0	0	0	0	0	0	9	9	18
Doctorate-3rd Year	7	5	12	0	0	0	0	0	0	7	5	12
Doctorate-4th Year	9	4	13	0	0	0	0	0	0	9	4	13
Sub Total	33	26	59	0	0	0	0	0	0	33	26	59
Master												
Masters-1st Year	152	67	219	30	18	48	2	0	2	184	85	269
Masters-2nd Year	93	24	117	8	5	13	1	1	2	102	30	132
Masters-3rd Year	53	9	62	0	0	0	0	0	0	53	9	62
Sub Total	298	100	398	38	23	61	3	1	4	339	124	463
Post Graduate Certificate												
Post Graduate Certificate	0	0	0	27	13	40	0	0	0	27	13	40
Post Graduate Diploma												
Post Graduate Diploma	155	121	182	64	27	185	0	0	0	219	148	367
Grand Total	4899	4302	9201	1798	1857	3655	71	85	156	6768	6244	13012

(Source: www.tess.dahe.gov.bt retrieved on November 2020)

Table 6.4: Students by field of study and gender

Field of Study	Male	Female	Total
Agriculture, Forestry, Fisheries and Veterinary	584	766	1350
Arts and Humanities	1027	1367	2394
Business and administration	920	804	1724
Education	1149	1223	2372
Engineering and construction	1934	898	2832
Health and Allied Science	675	624	1299
Information and Communication Technologies	145	117	262
law	62	126	188
Mathematics and Statistics	49	61	110
Natural sciences	49	62	111
Social Science	174	196	370
Total			13012

(Source: www.tess.dahe.gov.bt retrieved on November 2020)

It is observed that the maximum number of students are enrolled in the Engineering and Construction field with 21.82% students and the least number is in Mathematics and Statistics with 0.85% students. Female students outnumbered the male students in most of the fields. The programmes under each field of study can be obtained from Appendix I.

Table 6.5: Teaching Faculty by gender in HEIs

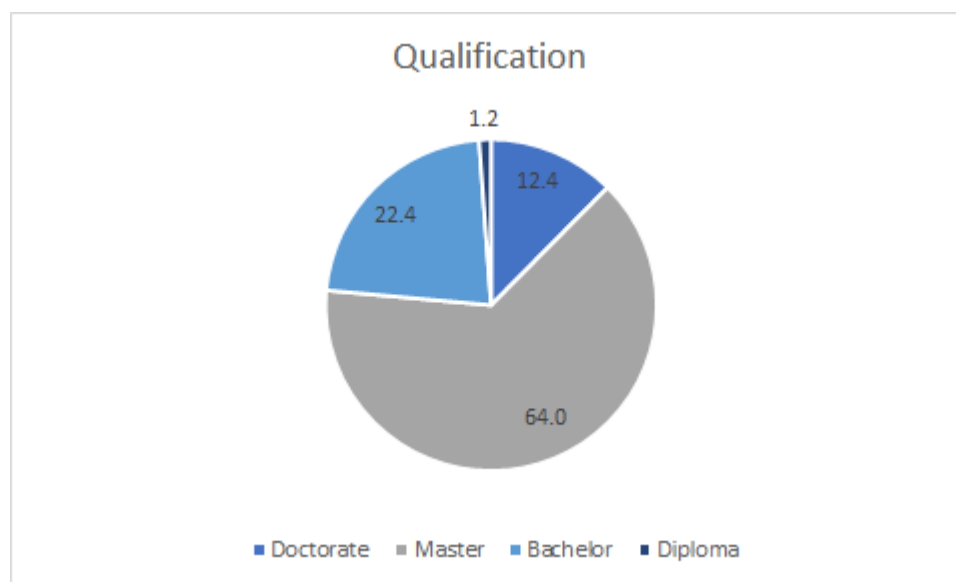
Institute	Gender		
	Male	Female	Total
College of Language and Culture Studies	46	11	57
College of Natural Resources	39	16	55
College of Science and Technology	54	27	81
Faculty of Nursing and Public Health (KGUMSB)	15	23	38
Faculty of Postgraduate Medicine (KGUMSB)	6	4	10
Faculty of Traditional Medicine (KGUMSB)	9	3	12
Gedu College of Business Studies	49	14	63
Gyalpozhing College of Information Technology	15	18	33
Jigme Namgyel Engineering College	44	10	54
Jigme Singye Wangchuck School of Law	13	7	20
Norbuling Rigter College	21	7	28

Paro College of Education	45	18	63
Arura Academy of Health Sciences	2	6	8
Royal Institute of Management	21	9	30
Royal Thimphu College	45	32	77
Samtse College of Education	33	16	49
Sherubtse College	74	28	102
Yonphula Centenary College	3	2	5
Total	534	251	785

(Source: www.tess.dahe.gov.bt retrieved on November 2020)

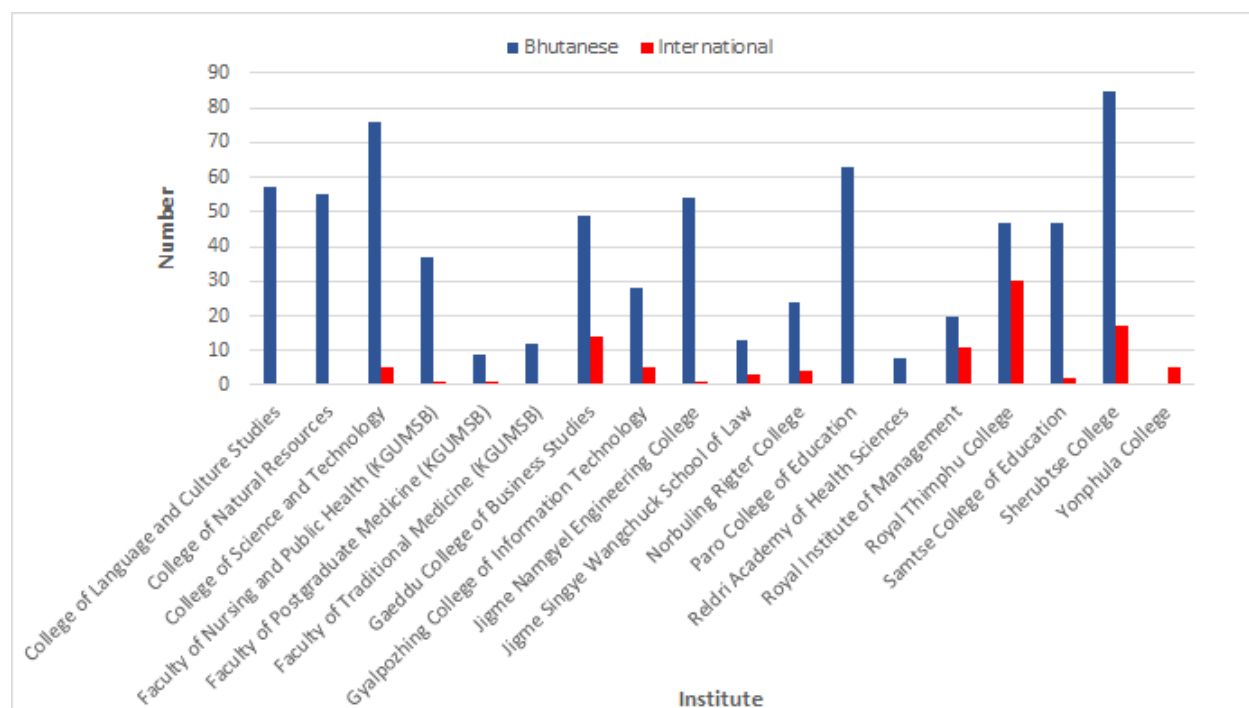
The highest number of academic faculty is in Sherubtse College with 102 members and also has the highest number of male faculty. Yonphula Centenary College has the lowest number of faculty members and also has the lowest number of female faculty members. Arura Academy of Health Sciences has the lowest number of male faculty members. Of the total of 785 faculty members in the country, female faculty members make for only 31.97 %.

Figure 6.1: Qualification of academic faculty in TEIs



Majority of the faculty members have Masters and the least in Diploma level qualification. 12.4 % faculty members have Doctorate level qualification rest of the faculty members (22.4%) have Bachelors level of qualification.

Figure 6.2: Number of Bhutanese and International academic faculties in TEIs



Sherubtse College has the highest number of faculties while Yonphula Centenary College has the least. The Royal Thimphu College has the highest number of international faculties.

Table 6.6: Annual tuition fees structure for Universities and HEIs

University /TEIs	Programme	2017	2018	2019	2020
RUB	Arts & Humanities	Nu.68344/-	Nu. 68344/-	Nu. 68344/-	Nu. 68344/-
	Science	Nu. 84668/-	Nu. 84668/-	Nu. 84668/-	Nu. 84668/-
RTC	General Courses	Nu. 122900/-	Nu. 127000/-	Nu. 127000/-	Nu. 136400/-
	BSc. Nursing and Midwifery			Nu. 145400	Nu. 149800/-
FNPH (KGUMSB)	All Courses	Nu. 93000/-	Nu. 93000/-	Nu. 93000/-	Nu. 108000/-
FTM (KGUMSB)	Bachelors/Diploma	Nu. 108000/-	Nu. 108000/-	Nu. 108000/-	Nu. 108000/-
	Masters	Nu. 180000/-	Nu. 180000/-	Nu. 180000/-	Nu. 180000/-
AAHS	Diploma	Nu. 75,000/-	Nu. 75,000/-	Nu. 80,000/-	Nu. 80,000/-
NRC	Bachelors	Nu.83,000/-	Nu.83,000/-	Nu. 84,852/-	Nu. 86818/-

(Source: www.tess.dahe.gov.bt retrieved on 10th November, 2020)

Table 6.6 shows the fee structure for four consecutive years. It is observed that the fees for technical programmes are relatively higher compared to general programmes.

Table 6.7: Students enrolled in various HEIs over the last four consecutive years

Name of institute	2017	2018	2019	2020
College of Language and Culture Studies	426	390	331	319
College of Natural Resources	310	281	321	325
College of Science and Technology	304	262	281	253
Gedu College of Business Studies	614	587	543	554
Gyalpozhing College of Information Technology	79	79	107	95
Jigme Namgyel Engineering College	458	350	344	705
Paro College of Education	227	479	505	382
Samtse College of Education	241	468	350	106
Sherubtse College	548	530	550	510
Yonphula Centenary College	32	30	14	30
Faculty of Nursing and Public Health (KGUMSB)	151	177	158	192
Faculty of Postgraduate Medicine (KGUMSB)	11	13	20	16
Faculty of Traditional Medicine (KGUMSB)	25	19	26	25
Jigme Singye Wangchuck School of Law	25	18	18	24
Royal Institute of Management	162	208	203	119
Norbuling Rigter College	91	92	170	236
Arura Academy of Health Sciences	14	17	40	49
Royal Thimphu College	388	430	423	477
Grand Total	4106	4430	4404	4413

There is slight increase in the intake of the colleges/ institutes compared to the previous years. In 2019, 10126 students appeared BHSEC, out of which 11061 passed the examination. From this, about 4413 students got enrolled in various HEIs within Bhutan.

7. Statistics of Higher Education Students (Ex-country)

Every year, the Royal Government of Bhutan provides scholarships for fresh class XII graduates to pursue various undergraduate programmes which are of critical requirement for the country. Since the slots are limited, UG scholarship programmes are highly competitive and its selection done based on academic merit. Several other agencies such as Youth Welfare Education Office under His Majesty's Secretariat, The Gyalyum Charitable Trust, Royal Civil Service Commission, Tarayana Foundation, Loden Foundation, and Youth Development Fund also provide scholarship opportunities to Bhutanese students to pursue their higher studies.

Table 7.1: Students studying in various countries through various scholarships administered by DAHE

Source of Funding	Australia	Bangladesh	Canada	India	Malaysia	Sri Lanka	Thailand	United Kingdom	United States	Bhutan	Gender by Source of Funding		
											Female	Male	Total
GOI	0	0	0	404	0	0	0	0	0		182	222	404
ICCR	0	0	0	99	0	0	0	0	0		16	83	99
RGOB-QECS	0	0	2	40	0	0	0	1	0		19	24	43
RGOB-RTC	0	0	0	0	0	0	0	0	0	118	70	48	118
RGOB-Third Countries	5	20	8	0	13	90	3	6	23		69	99	168
RGoB-APEMS	0	32	0	0	0	93	0	0	0		87	38	125
Grand Total	5	52	10	543	13	183	3	7	23	118	443	514	957

(Source: SSSD, DAHE, as of November 2020)

Table 7.2: Scholarship students by country and gender

Country	Female	Male	Total
Australia	0	5	5
Bangladesh	33	19	52
Canada	6	4	10
India	216	327	543
Malaysia	2	11	13
Sri Lanka	100	83	183
Thailand	0	3	3
UK	3	4	7
USA	13	10	23
Bhutan	70	48	118
Grand Total	443	514	957

(Source: SSSD, DAHE, as of November 2020)

Table 7.3: Scholarship students by field of study and gender

Field	Female	Male	Total
Agriculture, Forestry, Fisheries and Veterinary	12	26	38
Arts and Humanities	43	39	82
Business, Administration and Law	44	32	76
Engineering, Manufacturing and Construction	37	161	198
Health and Welfare	202	163	365
Information and Communication Technology	2	6	8
Natural Sciences, Mathematics and Statistics	31	47	78
Services	38	16	54
Social Sciences, Journalism and Information	34	24	58
Grand Total	443	514	957

(Source: SSSD, DAHE, as of November 2020)

As of 2020, there are 957 undergraduate scholarship students spread in ten different countries including Bhutan pursuing various courses under RGoB and GoI funding. This also includes those undergraduate students with partial scholarships known as Assistance to Privately Enrolled Medical Students (APEMS) scholarships. The majority of the students are pursuing their studies in India. There is a slight increase in the percentage of female scholarship recipients from 44.26% in 2019 to 46.29% in 2020.

Table 7.4: Students studying in various countries through scholarships

Country	Female	Male	Total
Australia	52	73	125
Bangladesh	89	30	119
Canada	0	4	4
China	1	5	6
Germany	1	5	6
India	87	136	223
Indonesia	1	0	1
Italy	2	0	2
Japan	7	32	39
Korea	0	1	1
Malaysia	1	3	4
Nepal	0	3	3
Netherlands	4	10	14
New Zealand	1	1	2
Philippines	1	4	5
Singapore	0	1	1
Sri Lanka	10	8	18
Switzerland	1	0	1
Thailand	173	192	365
United Kingdom	3	12	15
Unknown	0	1	1
USA	7	4	11
Grand Total	441	525	966

(Source: Loden Foundation, YDF, Tarayana Foundation, Youth Welfare Education Office as of December 2020)

Table 7.5: Students various sources of funding

Source of Funding	Female	Male	Total
YWEO	177	150	327
Gyalyum Charitable Trust	4	7	11
RCSC	152	338	490
Tarayana Foundation	71	1	72
YDF	28	20	48
Loden Foundation	9	9	18
Grand Total	441	525	966

(Source: YWEO, Gyalyum Charitable Trust, Tarayana Foundation, RCSC, Loden Foundation, &YDF)

The maximum number of scholarship students through other scholarship agencies are placed in Thailand and India. The scholarships are based on economic background and academic performance of the students. The Table 7.5 shows the students studying in various countries.

Table 7.6: Scholarship students by field of study administered by different agencies

Field	Female	Male	Total
<i>Agriculture, Forestry, Fisheries and Veterinary</i>	6	33	39
<i>Arts and Humanities</i>	12	45	57
<i>Business, Administration and Law</i>	112	109	221
<i>Education</i>	39	44	83
<i>Engineering, Manufacturing and Construction</i>	57	75	132
<i>Generic Programs and Qualifications</i>	0	8	8
<i>Health and Welfare</i>	60	84	144
<i>Information and Communication Technology</i>	7	2	9
<i>Natural Sciences, Mathematics and Statistics</i>	34	68	102
<i>Services</i>	62	15	77
<i>Social Sciences, Journalism and Information</i>	52	42	94
Grand Total	441	525	966

(Source: YWEO, GCT, SSSD, DAHE, Loden, Taryana, RCSC and YDF)

The health and allied sciences has the highest number of students with 426 students and least in journalism and information with eight students. Table 7.6 shows the scholarship students by field of study and gender 2020.

Table 7.7: Total number of students enrolled in HEIs abroad

Sl. No	Country	Female	Male	Total
1	Australia	680	604	1284
2	Austria	1	1	2
3	Azerbaijan	0	1	1
4	Bangladesh	122	50	172
5	Bulgaria	0	1	1
6	Canada	26	18	44
7	China	1	6	7
8	Estonia	1	0	1
9	France	1	2	3
10	Germany	1	5	6
11	India	703	1008	1711
12	Indonesia	1	0	1
13	Italy	4	0	4
14	Japan	13	33	46
15	Korea	2	3	5
16	Malaysia	3	14	17
17	Nepal	0	3	3
18	Netherlands	6	10	16
19	New Zealand	1	1	2
20	Philippines	1	4	5
21	Singapore	7	10	17
22	Sri Lanka	110	91	201
23	Switzerland	1	1	2
24	Thailand	282	263	545
25	United Kingdom	15	22	37
26	Unknown	0	1	1
27	USA	49	33	82
Grand Total		2031	2185	4216

Table 7.8: Students enrolled in HEIs abroad over the last four consecutive year administered by various agencies.

Year	DAHE	ECPFs	Self Funding -Other	Gyalum Charitable Trust	Loden Foundation	Tarayana foundation	YWE O	YDF	RCSC	Total
2020	373	2160	251	11	18	72	327	48	490	3750
2019	145	1,216			5	6	49	1	167	1589
2018	155	780			4	24	23	13	140	1139
2017	161	268			1	15	12	7	184	648

(Source: www.dahe.gov.bt/tess & SSSD, RCSC, ECPF, YDF, Tarayana, GCT, YWEO & Loden Foundation 2020)

9. Self-funded higher education students

A significant number of students also study abroad through self-funding. The majority of data for self-funding students enrolled in the HEIs outside the country is collected from ECPFs. Getting the accurate data on self-funding students who do not seek services of the ECPF has been one of the biggest challenges. The only source of collecting their data is through the online voluntary registration with DAHE with its G2C Services. Hence, the data is only of those who have registered with DAHE. As of 2020, there are 2411 students pursuing various courses through private funding.

Table 8.1: Students by country and gender

Country	ECPF Administered			Other Self-funding			Both		
	Female	Male	Total	Female	Male	Total	Female	Male	Total
Australia	628	526	1,154	0	0	0	628	526	1154
Austria	0	0	0	1	1	2	1	1	2
Azerbaijan	0	0	0	0	1	1	0	1	1
Bangladesh	0	1	1	0	0	0	0	1	1
Bulgaria	0	0	0	0	1	1	0	1	1
Canada	0	0	0	20	10	30	20	10	30
China	0	0	0	0	1	1	0	1	1

Estonia	0	0	0	1	0	1	1	0	1
France	0	0	0	1	2	3	1	2	3
India	400	545	945	0	0	0	400	545	945
Italy	0	0	0	2	0	2	2	0	2
Japan	0	0	0	6	1	7	6	1	7
Netherlands	0	0	0	2	0	2	2	0	2
Singapore	7	9	16	0	0	0	7	9	16
South Korea	0	0	0	2	2	4	2	2	4
Switzerland	0	1	1	0	0	0	0	1	1
Thailand	16	13	29	93	55	148	109	68	177
United Kingdom	0	0	0	9	6	15	9	6	15
USA	8	6	14	21	13	34	29	19	48
Grand Total	1059	1101	2160	158	93	251	1217	1194	2411

(Source: ECPF and DAHE Educational Services in G2C as of November 2020)

Table 8.2: Table 8.2: Students by field of study and gender (2020)

Field	ECPF Administered			Other Self-funding			Both		
	Female	Male	Total	Female	Male	Total	Female	Male	Total
Agriculture, Forestry, Fisheries and Veterinary	3	15	18	0	0	0	3	15	18
Arts and Humanities	57	49	106	12	7	19	69	56	125
Business, Administration and Law	473	429	902	57	27	84	530	456	986
Education	96	50	146	3	0	3	99	50	149

Engineering, Manufacturing and Construction	140	262	402	13	19	32	153	281	434
Generic Programs and Qualifications	0	1	1	4	2	6	4	3	7
Health and Welfare	87	63	150	14	7	21	101	70	171
Information and Communicatio n Technology	46	77	123	1	8	9	47	85	132
Natural Sciences, Mathematics and Statistics	50	58	108	4	5	9	54	63	117
Services	60	60	120	26	14	40	86	74	160
Social Sciences, Journalism and Information	47	37	84	24	4	28	71	41	112
Grand Total	1059	1101	2160	158	93	251	1217	1194	2411

(Source: ECPF and DAHE Educational Services in G2C as of November 2020)

Table 8.2 shows the number of students availing higher education in the HEIs outside the country through self-funding by the field of study. The table shows that 89.59% of the total students enrolled in HEIs outside the country sought the services of ECPFs. The number of students enrolled in Business, Administration and Law has been the highest for two consecutive years. The number of females exceeds the number of male students in the fields that are more inclined towards general studies and not technical.

9. Higher education students enrolled both within and outside Bhutan (2020)

The majority of students in government funded HEIs are on government scholarships compared to self-funded.

Table 9.1: New students enrolled in TEIs within Bhutan through various funding (2020)

Name of Institutes	RGoB	Self-funding	Other-funding	Total
College of Language and Culture Studies	277	31	0	308
College of Natural Resources	232	86	0	318
College of Science and Technology	204	43	0	247
Faculty of Nursing and Public Health (KGUMSB)	190	2	0	192
Faculty of Traditional Medicine (KGUMSB)	19	6	0	25
Gedu College of Business Studies	340	191	0	531
Gyalpozhing College of Information Technology	95	0	0	95
Jigme Namgyel Engineering College	585	120	0	705
Jigme Singye Wangchuck School of Law	24	0	0	24
Norbuling Rigter College	0	212	24	236
Paro College of Education	297	22	0	319
Arura Academy of Health Sciences	0	49	0	49
Royal Institute of Management	22	34	0	56
Royal Thimphu College	28	423	26	477
Samtse College of Education	26	10	0	36
Sherubtse College	388	121	1	510
Grand Total	2727	1350	51	4128

(Source: www.tess.dahe.gov.bt retrieved on 12th November 2020)

The total intake students in 2020 was 4119 of which 1338 were self- financing students studying in various colleges in Bhutan. However, there are 54 students enrolled through other funding. Unlike in the past, Gedu College of Business Studies enrolled the highest number of students in 2020.

Table 9.2: Total number of ex-country students by level and year.

Level		Scholarship			Self-Funding			Both		
	Year	Female	Male	Total	Female	Male	Total	Female	Male	Total
Diploma	1st Year	0	0	0	8	3	11	8	3	11
	2nd Year	0	2	2	69	58	127	69	60	129
	3rd Year	0	0	0	11	23	34	11	23	34
Sub-Total		0	2	2	88	84	172	88	86	174
Advanced Diploma	1st Year	0	0	0	3	0	3	3	0	3
	2nd Year	0	0	0	12	4	16	12	4	16
	3rd Year	0	0	0	0	1	1	0	1	1
	4th Year	0	0	0	1	1	2	1	1	2
Sub-Total		0	0	0	16	6	22	16	6	22
Bachelors	1st Year	72	92	164	46	42	88	118	134	252
	2nd Year	121	106	227	264	264	528	385	370	755
	3rd Year	114	95	209	195	226	421	309	321	630
	4th Year	86	90	176	74	107	181	160	197	357
	5th Year	62	96	158	25	14	39	87	110	197
	6th Year	23	28	51	3	6	9	26	34	60
	7th Year	12	17	29	0	0	0	12	17	29
	8th Year	9	10	19	0	0	0	9	10	19
	9th Year	13	12	25	0	0	0	13	12	25
Sub-Total		512	546	1058	607	659	1266	1119	1205	2324
P.G Certificate	1st Year	0	0	0	0	0	0	0	0	0
	2nd Year	1	2	3	0	0	0	1	2	3
Sub-Total		1	2	3	0	0	0	1	2	3
P.G Diploma	1st Year	0	0	0	4	1	5	4	1	5
	2nd Year	0	0	0	2	4	6	2	4	6
	3rd Year	0	0	0	1	0	1	1	0	1
Sub-Total		0	0	0	7	5	12	7	5	12
Masters	1st Year	15	27	42	6	5	11	21	32	53
	2nd Year	89	171	260	364	301	665	453	472	925
	3rd Year	32	84	116	121	124	245	153	208	361
	4th Year	7	7	14	3	3	6	10	10	20
	5th Year	0	3	3	0	0	0	0	3	3
Sub-Total		143	292	435	494	433	927	637	725	1362
Specialization	1st Year	0	0	0	0	0	0	0	0	0
	2nd Year	0	0	0	0	0	0	0	0	0

	3rd Year	0	2	2	0	0	0	0	2	2
	4th Year	0	0	0	0	0	0	0	0	0
	5th Year	0	2	2	0	0	0	0	2	2
Sub-Total		0	4	4	0	0	0	0	4	4
Super Specialization	1st Year	0	0	0	0	0	0	0	0	0
	2nd Year	0	4	4	0	0	0	0	4	4
Sub-Total		0	4	4	0	0	0	0	4	4
Ph.D	1st Year	0	1	1	0	0	0	0	1	1
	2nd Year	3	8	11	5	3	8	8	11	19
	3rd Year	1	15	16	0	3	3	1	18	19
	4th Year	4	7	11	0	1	1	4	8	12
	5th Year	4	3	7	0	0	0	4	3	7
Sub-Total		12	34	46	5	7	12	17	41	58
Grand Total		668	884	1552	1217	1194	2411	1885	2078	3963

(Source: -www.dahe.gov.bt/tess & SSSD, GCT, RCSC, ECPF, YDF, Tarayana, YWEO & Loden Foundation 2020)

Table 9.2 shows that the majority of the students enrolled in HEIs outside the country are enrolled in Bachelor level followed by Master level. It can be observed that the enrollment of students in HEIs outside the country for 2020 is reducing in all levels. The number of male students exceeds the number of female students from Master level.

Table 9.3: Students enrolled outside Bhutan administered through various agencies (2020)

Type	Female	Male	Total
DAHE Administered			
GOI	34	39	73
ICCR	2	17	19
RGOB-QECS	1	4	5
RGOB-RTC	17	11	28
RGOB-Third Countries	9	16	25
RGoB-APEMS	13	7	20
Sub-Total	76	94	170

Other agencies administered			
YWEO	40	34	74
GCT	2	5	7
Loden Foundation	9	9	18
RCSC	10	22	32
YDF	24	17	41
Sub-Total	85	87	172
Grand Total	161	181	342

(Source: YWEO, GCT, SSSD, RCSC, ECPF, YDF, Tarayana, & Loden Foundation 2020)

Table 9.4: Total number of students enrolled in tertiary education within and outside Bhutan

Institute	RGoB			Self-funding			Other			All		
	M	F	T	M	F	T	M	F	T	M	F	T
Within Bhutan												
College of Language and Culture Studies	453	556	1009	25	70	95	0	0	0	478	626	1104
College of Natural Resources	312	462	774	128	129	257	10	6	16	450	597	1047
College of Science and Technology	518	185	703	114	68	182	0	0	0	632	253	885
Faculty of Nursing and Public Health (KGUMSB)	271	237	508	0	2	2	0	0	0	271	239	510
Faculty of Postgraduate Medicine (KGUMSB)	34	27	61	0	0	0	0	0	0	34	27	61
Faculty of Traditional Medicine (KGUMSB)	40	37	77	6	0	6	0	0	0	46	37	83
Gedu College of Business Studies	635	443	1078	278	265	543	0	0	0	913	708	1621
Gyalpozhing College of Information Technology	159	125	284	0	0	0	0	0	0	159	125	284
Jigme Namgyel Engineering College	835	347	1182	214	83	297	0	0	0	1049	430	1479
Jigme Singye Wangchuck School of Law	30	57	87	0	0	0	0	0	0	30	57	87
Norbuling Rigter College	0	0	0	95	117	212	14	10	24	109	127	236

Paro College of Education	585	815	1400	83	46	129	0	0	0	668	861	1529
Arura Academy of Health Sciences	0	0	0	29	76	105	0	0	0	29	76	105
Royal Institute of Management	75	66	141	71	78	149	0	0	0	146	144	290
Royal Thimphu College	36	57	93	524	654	1178	45	67	112	605	778	1383
Samtse College of Education	341	258	599	72	76	148	1	2	3	414	336	750
Sherubtse College	559	616	1175	159	193	352	1	0	1	719	809	1528
Yonphula College	16	14	30	0	0	0	0	0	0	16	14	30
Sub-Total	4899	4302	9201	1798	1857	3655	71	87	159	6768	6244	13012
Outside Bhutan												
DAHE Administered	514	443	957	0	0	0	0	0	0	514	443	957
Other Agencies Administered	0	0	0	0	0	0	525	441	966	525	441	966
ECPF	0	0	0	1101	1059	2160	0	0	0	1101	1059	2160
Self-funding Other	0	0	0	93	158	251	0	0	0	93	158	251
Sub-Total	514	443	957	1194	1217	2411	525	441	966	2233	2101	4334
Grand Total	5413	4745	10158	2992	3074	6066	597	528	1125	8001	8345	17346

(Source: www.dahe.gov.bt/tess & SSSD, YWEO, GCT, RCSC, ECPF, YDF, Tarayana & Loden Foundation 2020)

The total number of students studying in various TEIs within the country in 2020 is 13012. The total number of tertiary students, both within and outside Bhutan, including government scholarships, scholarships from other agencies and self-funding in 2020 is 17346.

10. Number of tertiary education students enrolled in STEM

Every year around 45 -55% of class XII graduates get enrolled in various TEIs within and outside Bhutan. The cumulative figure of students currently studying in various TEIs within and outside Bhutan is represented in Table 10.1 and students undertaking STEM courses is represented in table 10.2

Table 10.1: Total number of students enrolled in STEM (In-country and Ex-country)

In-Country STEM			
In Country STEM	Female	Male	Total
Engineering, Manufacturing and Construction	898	1934	2832
Health and Welfare	364	675	1039
Agriculture, Forestry, Fisheries and Veterinary	766	584	1350
Information and Communication Technology	117	145	262
Natural Sciences, Mathematics and Statistics	123	98	221
Sub-Total	2268	3436	5704
Ex-Country STEM			
Engineering, Manufacturing and Construction	154	281	435
Health and Welfare	931	89	1020
Agriculture, Forestry, Fisheries and Veterinary	3	15	18
Information and Communication Technology	47	85	132
Natural Sciences, Mathematics and Statistics	54	64	118
Sub-Total	1189	534	1723
Grand Total	3457	3970	7427

Figure 10.1: Student enrolled in STEM (In-country)

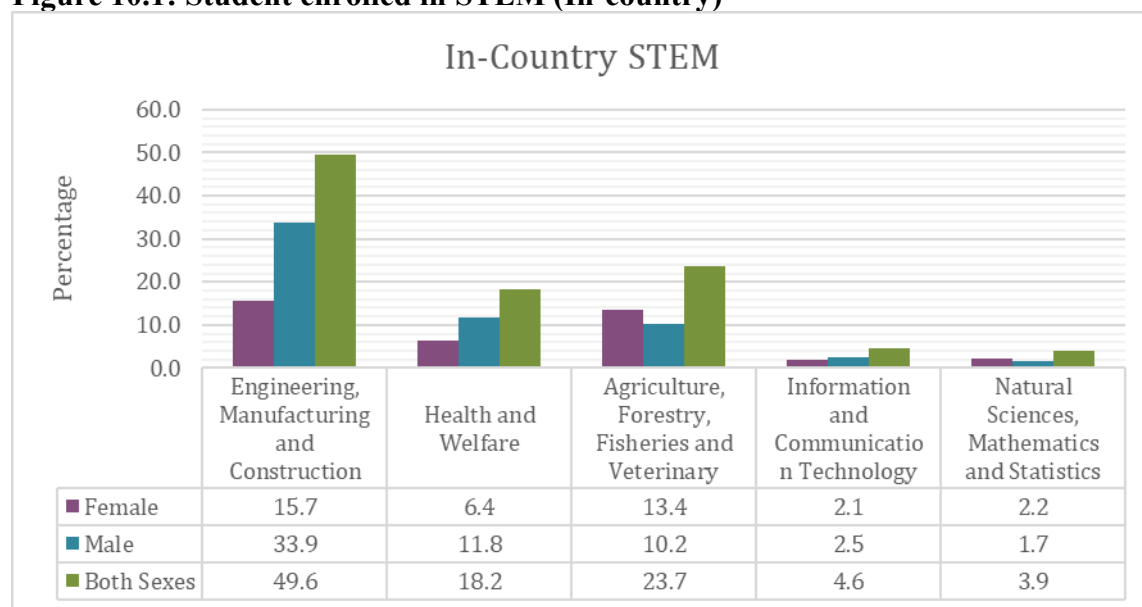


Figure 10.2: Student enrolled in STEM (Ex-country)

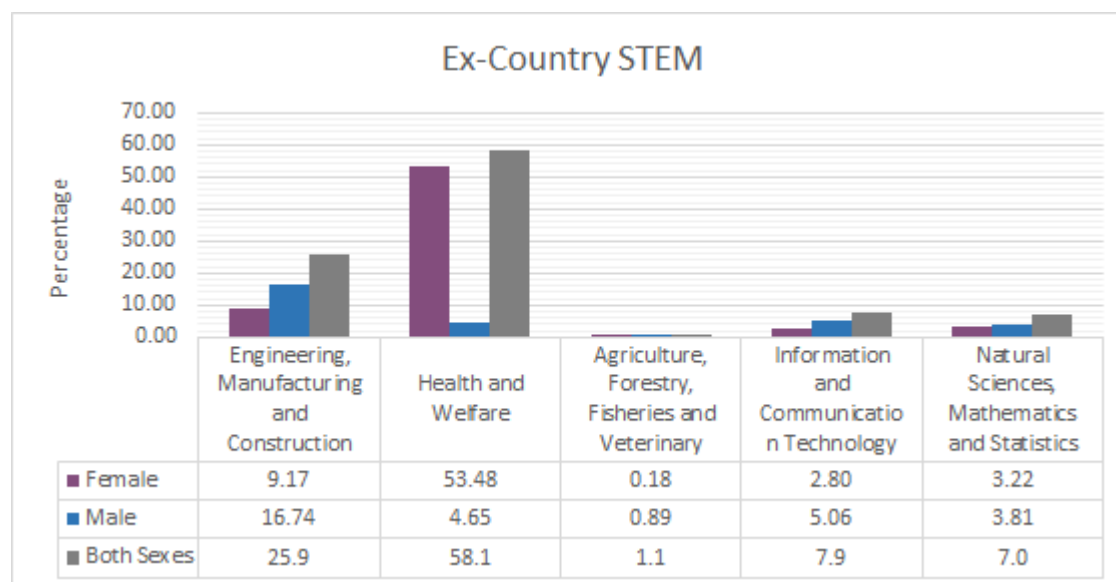
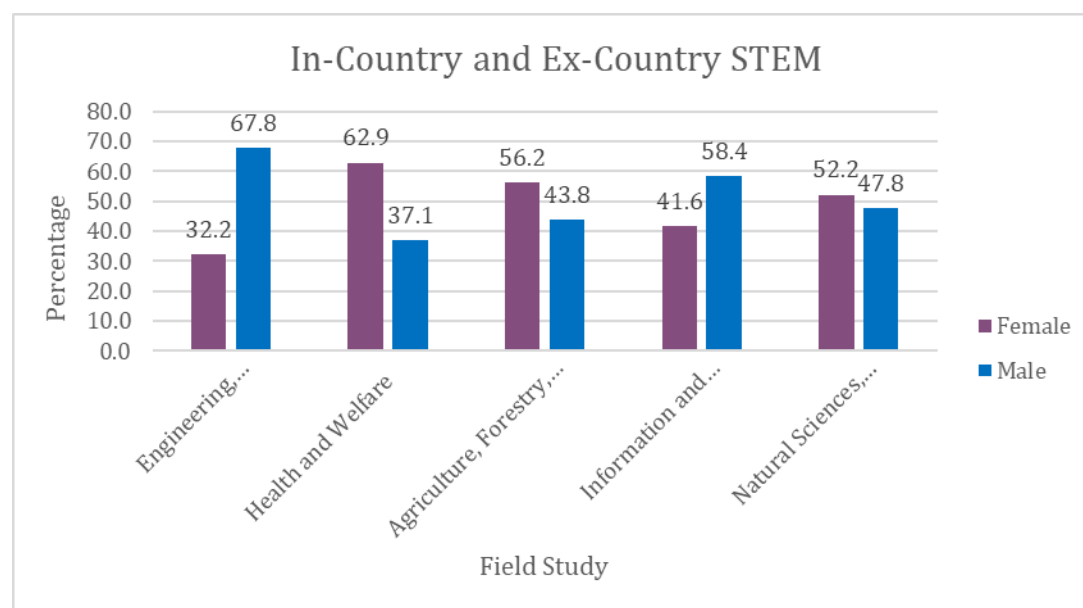


Figure 10.3: Total number of students enrolled in STEM (In-country and Ex-country)



The total number of students enrolled in STEM subjects within Bhutan is 5704 (3436 male and 2268 female) while the total number of students enrolled in STEM subjects within and outside Bhutan is 7426 (3970 male and 3457 female). The maximum number of students are enrolled in Engineering, Manufacturing and Construction from among the STEM courses.

11. Higher education students enrolled under Student Loan Scheme

Table 11.1 The total number of higher education students enrolled under Student Loan Scheme

Sl. No	College s/Count ries	2014		Sub-Tota l	2015		Sub-Total	2016		Sub - Tot al	2017		Sub - Tot al	2018		Sub-Total	G Total		Over all Total
		M	F		M	F		M	F		M	F		M	F		M	F	
1	CNR	0	0	0	3	2	5	5	4	9	2	9	11	2	3	5	12	18	30
2	CST	3	1	4	6	1	7	9	0	9	5	4	9	2	0	2	25	6	31
3	GCBS	4	2	6	12	11	23	22	6	28	10	8	18	5	7	12	53	34	87
4	CLCS	0	3	3	5	5	10	4	2	6	1	3	4	1	1	2	11	14	25
5	PCE	0	2	2	4	0	4	0	2	2	2	3	5	3	0	3	9	7	16
6	SCE	0	2	2	3	2	5	1	3	4	1	0	1	1	1	2	6	8	14
7	SC	6	2	8	8	11	19	8	9	17	5	7	12	9	1	10	36	30	66
8	RTC	5	11	16	28	32	60	8	14	22	15	18	33	1	9	10	57	84	141
9	JNEC	0	0	0	0	0	0	7	1	8	9	7	16	5	2	7	22	10	31
10	FNPH	0	0	0	0		0	1	3	4				0	0	0	1	3	4
11	FTM	0	0	0			0	0	1	1				0	0	0	0	1	1
12	RAHS	0	0	0	0	0	0	6	7	13	1	1	2	0	4	4	7	12	19
13	NRC	0	0	0	0	0	0	0	0	0	0	0	0	1	2	3	1	2	3
14	India	4	2	6	7	7	14	0	0	0	0	0	0	0	0	0	11	9	20
Total		22	25	47	76	71	147	71	52	123	51	60	111	30	30	60	251	238	488

(Source: HEPD, DAHE as of November 2020)

The student loan scheme for tertiary education was started in the year 2014. A total of 522 students were selected under the Student Loan Scheme for tertiary education until 2018 since the scheme was launched. However, only 488 higher students actually availed loan with maximum students studying at RTC. Out of 488 students 322 students successfully completed their studies in June 2020.

12. Budget allocation for Higher Education Institutions in Bhutan (2020)

The higher education expenditure as a percentage of GDP in financial year 2019-20 was 1.06 %. There was an increase in 0.07% compared to the previous year. In absolute figures, a total of Nu. 1,891.839 million was spent on HE against Nu. 178,201.89 million GDP in the 2019-20 fiscal year. Table 12.1 shows the expenditure in various universities and institutes for the financial year 2018-2019.

Table 12.1: Budget and Expenditure on higher education for the fiscal year 2019-2020

AGENCY	BUDGET		Total	EXPENDITURE		Total
	Current	Capital		Current	Capital	
RIM	63.182	30.594	93.776	56.383	12.550	68.933
JSWSL	48.775	237.977	286.752	44.500	187.550	232.050
RUB	875.162	444.349	1,319.511	862.575	257.760	1,120.335
KGUMSB	153.480	61.692	215.172	146.159	38.770	184.929
DAHE	18.642	341.380	360.022	17.892	267.700	285.592
TOTAL	1,159.241	1,115.992	2,275.233	1,127.509	764.330	1,891.839
GDP (as of 2019)						178,201.89
Expenditure as a percentage of GDP						1.06

(Source: Department of Public Account, MoF, 2020 & National Accounts Statistics 2020, NSB)

12. Status of Accreditation of Higher Education Institutions in Bhutan

Accreditation is one of the most important tools used globally for quality assurance. There are two types of accreditation; institutional accreditation and programme accreditation. The BAC started with institutional accreditation, and has initiated the development of programme accreditation. Accreditation aims to assure educational quality and accountability, and encourages continuous quality enhancement. It entails a continuous process to help Higher Education Institutions (HEIs) analyze its functions, mission, assess its own performance, review its planning procedure and identify ways to enhance its educational effectiveness. Institutional Accreditation is mandatory for all the TEIs in Bhutan. The Council completed the first cycle of institutional accreditation in 2019.

Table 13.1: Accreditation of higher education institutions in Bhutan

S/No	Institutions	Year of accreditation	Grade	Descriptor
1.	Gedu College of Business Studies	May, 2016	A	Very Good
2.	Royal Thimphu College	June, 2016	A+	Excellent
3.	Faculty of Nursing and Public Health	June, 2017	B	Good
4.	Faculty of Traditional Medicine	June, 2017	B	Good
5.	Paro College of Education	May, 2017	B	Good
6.	Samtse College of Education	May, 2017	A	Very Good
7.	College of Science and Technology	November, 2017	A	Very Good

8.	Jigme Namgyel Engineering College	November, 2017	A	Very Good
9.	Sherubtse College	November, 2017	A	Very Good
10.	College of Natural Resources	March, 2018	A	Very Good
11.	College of Language and Culture Studies	March, 2018	A	Very Good
12.	Arura Academy of Health Sciences	October, 2019	C	Satisfactory

(Source: *Quality Assurance and Accreditation Division, the Secretariat to BAC 2019*)

Table 13.2: The validity of accreditation grade

Grade obtained	A+	A	B	C	D
Validity	5 years	4 years	3 years	2 years	Not accredited

Note: The validity of accreditation depends on the grade obtained during the accreditation

Appendix I

Sl.no	Broad categories of field of study	Programmes
1	Education	Bachelor of Education (B. Ed) Primary
		Bachelor of Education (B. Ed) Secondary
		B.Ed Dzongkha
		Diploma in Physical Education & Sports Coaching
		PGDE in Dzongkha
		M.Ed in Dzongkha
		M.Ed in Educational Leadership & Management
		Diploma in ECCD
		B.Ed Primary (DE)
		Master of Education(M. Ed) in Science and Maths
		Post Graduate Diploma in Education (PGDE)
		Post Graduate Diploma in Higher Education (PGDHE)
		Post Graduate Certificate in Higher Education (PGCHE)
2	Arts & Humanities	Diploma in Language and Communication Skills
		Honours of Arts in Language and Literature
		Bachelor of Arts in Language and Culture
		Masters in Dzongkha and Choekey
		Bachelor of Arts in Language and Literature (BLL)
		Bachelor of Arts in English Studies
		Bachelor of Arts in English & Dzongkha
		Bachelor of Arts in English & Environmental Studies
		Bachelor of Arts in English Studies
		Bachelor of Arts in History & Dzongkha
		Postgraduate Diploma In English
		B.A in History and Dzongkha
		B.A in History
		Master of Arts in English
		BA in Political Science & Sociology
3	Engineering & Construction	Bachelor of Engineering in Civil Engineering
		Bachelor of Engineering in Civil Engineering (In-service)
		Bachelor of Engineering in Electrical Engineering
		Bachelor of Engineering in Electrical Engineering (In-service)
		Bachelor of Engineering in Electronics and Communication Engineering
		Bachelor of Engineering in Electronics and Communication Engineering (In-service)
		Bachelor of Engineering in Information Technology
		Bachelor of Engineering in Information Technology (In-service)
		Bachelor of Architecture
		Bachelor of Engineering in Instrumentation and Control Engineering
		Bachelor of Engineering in Engineering Geology
		Master of Engineering in Renewable Energy
		Bachelor in Engineering in Power Engineering

		Bachelor in Engineering in Mechanical Engineering
		Bachelor in Engineering in Surveying and Geoinformatics Engineering
		Diploma in Civil Engineering
		Diploma in Electrical Engineering
		Diploma in Mechanical Engineering
		Diploma in Electronics and Communication Engineering
		Diploma in Surveying
4	Manufacturing	B.Sc Food Science & Technology (Diploma Nested)
5	Business & Administration	Bachelor of Commerce
		Master of Bachelor in Administration
		Bachelor of Business in Administration
		Diploma in Materials and Procurement Management
		Post Graduate Diploma in Public Administration(PGDPA)
		Post Graduate Diploma in Financial Management(PGDFM)
		Diploma in Financial Management
		Business Foundation
		Bachelor of Commerce in Finance
		Bachelor of Business Administration in Marketing
		Bachelor of Business Administration in General Management
		Business Studies
		Bachelor of Commerce in Accounting
		Bachelor of Arts in Economics
6	Law	Post Graduate Diploma in National Law(PGDNL)
		Bachelors of law
7	Health & Allied Sciences	Community Health
		Dental Hygiene
		Clinical Counselling
		Dental Technician
		Foundation
		Medical Laboratory Technology
		Nursing and Midwifery
		Pharmacy
		Physiotherapy
		Public Health
		Radiography and Medical Imaging
		MD Emergency Medicine
		MD General Practice
		MD Medicine
		MD Obstetrics and Gynecology
		MD Orthopaedics
		MD Paediatrics
		MD Surgery
		MD Psychiatry
		MD Anaesthesiology
		MD Ophthalmology
		Masters in Traditional Medicine
		Bachelor in Traditional Medicine
		Diploma in Soring Pharmacy

		Diploma in Traditional Medicine
		Diploma in General Nursing and Midwifery
		Post Graduate Diploma in Contemplative Counselling and Psychology (PGDCCP)
		Master of Arts in Contemplative Counselling and Psychology (MACCP)
8	Agriculture, Forestry, Fisheries & Veterinary	B.Sc Agriculture (Diploma Nested)
		B.Sc Animal Science (Diploma Nested)
		B.Sc Forestry (Diploma Nested)
9	Services	Bachelor of Arts in Social Work
10	Social Science	Bachelor of Arts in Bhutanese and Himalayan Studies
		Honours of Arts in Bhutanese and Himalayan Studies
		Bachelor of Arts in Political Science & Sociology
		Bachelor of Arts in Anthropology
		B.A Geography & Economics
		B.A Economics & Population Studies
		B.A Population & Development Studies
		B.A Political Science & Sociology
11	Journalism & Information	B.A Media Studies
		B.A Media Studies & English
		B.A Media Studies & Dzongkha
		Bachelor of Arts in Mass Communication
12	Information & Communication Technology	Bachelor of Science in Information Technology
		Bachelor of Computer Applications
		Bachelor of Science in Computer science
		Diploma in Computer System and Network
		B Sc in Computer Science
13	Natural Science	Diploma in Library and Information Management (DLIM)
		Diploma in School Science Laboratory Management (DSSLM)
		B.Sc Environment & Climate Studies
		B.Sc Sustainable Development
		Master's in Development Practice
		M.Sc in Natural Resources Management
		Bachelor of Arts in Development Economics
		Bachelor of Science in Environmental Management
		Master of Education(M. Ed) in Science and Maths
		Post Graduate Diploma in Contemplative Counseling and Psychology (PGDCCP)
		B Sc in Geography
		B Sc in Environmental Science
		B Sc in Chemistry
		B Sc in Physics
		B Sc in Life Science
		B Sc in Physics and Chemistry
		B Sc in Botany
		Diploma in School Science Laboratory Management (DSSLM)
14	Mathematics & Statistics	B Sc in Mathematics
		B Sc in Mathematics and Physics

Acronyms and Abbreviations

1. **AAHS** : Arura Academy of Health Sciences
2. **APEMS** : Assistance to Privately Enrolled Medical Students
3. **BAC** : Bhutan Accreditation Council
4. **BHSCE** : Bhutan Higher Secondary Certificate Education
5. **BQF** : Bhutan Qualification Framework
6. **CLCS** : College of Language and Culture Studies
7. **CNR** : College of Natural Resources
8. **CST** : College of Science and Technology
9. **DAHE** : Department of Adult and Higher Education
10. **DPA** : Department of Public Accounts
11. **ECPF** : Education Consultancy and Placement Firm
12. **FNPB** : Faculty of Nursing and Public Health
13. **FPM** : Faculty of Postgraduate in Medicine
14. **FTM** : Faculty of Traditional Medicine
15. **G2C** : Government-to-Citizen
16. **GCBS** : Gedu College of Business Studies
17. **GCT** : The Gyalyum Charitable Trust
18. **GCIT** : Gyalpozhing College of Information Technology
19. **GDP** : Gross Domestic Product
20. **GoI** : Government of India
21. **HEI** : Higher Education Institution
22. **HEPD** : Higher Education Planning Division
23. **ICCR** : Indian Council for Cultural Relations
24. **JNEC** : Jigme Namgyel Engineering College
25. **JSWSL** : Jigme Singye Wangchuck School of Law
26. **KGUMSB** : Khesar Gyalpo University of Medical Sciences of Bhutan
27. **MoE** : Ministry of Education
28. **NRC** : Norbuling Rigter College

29.	PCE	:	Paro College of Education
30.	QAAD	:	Quality Assurance and Accreditation Division
31.	QECS	:	Queen's Endowment Fund for Cultural Studies
32.	RCSC	:	Royal Civil Service Commission
33.	RGoB	:	Royal Government of Bhutan
34.	RIM	:	Royal Institute of Management
35.	RTC	:	Royal Thimphu College
36.	RUB	:	Royal University of Bhutan
37.	SC	:	Sherubtse College
38.	SCE	:	Samtse College of Education
39.	SSSD	:	Scholarship and Student Support Division
40.	STEM	:	Science Technology, Engineering and Mathematics
41.	TEB	:	Tertiary Education Board
42.	TEI	:	Tertiary Education Institution
43.	TESS	:	Tertiary Education Statistics System
44.	YCC	:	Yonphula Centenary College
45.	YDF	:	Youth Development Fund
46.	YWEO	:	Youth Welfare Education Office

Technical Definition

1. **Gross Enrolment Ratio (GER) in tertiary education.** The total **enrollment** in **tertiary education** regardless of age, expressed as a **percentage** of the total population of 19-23 years.
2. **Gender Parity Index (GPI)** is the ratio of female to male enrolled in tertiary education institutions.
3. **Youth Unemployment Rate** is defined as the percentage of unemployed persons in the age group 15-24 years to the labour force (also known as economically active population) in the same age group.

References

1. Barber, M., Donnelly, K., & Rizvi, S. (2013). *AN AVALANCHE IS COMING: HIGHER EDUCATION AND THE REVOLUTION AHEAD*. Lodon: Institute of Public Policy Research.
2. National Statistics Bureau of Bhutan. (2019). *Population projections of Bhutan 2017-2047*. Thimphu: Royal Government of Bhutan.
3. National Statistics Bureau. (2014). *Bhutan at a Glance 2014*. Thimphu: Royal Government of Bhutan.
4. Ministry of Education. (2018). *Annual Education Statistics*. Thimphu: Royal Government of Bhutan.
5. Ministry of Education. (2010). *Tertiary Education Policy of Bhutan*. Thimphu: Royal Government of Bhutan.
6. Ministry of Finance. (2018). *National Budget Financial Year 2018-19*. Thimphu: Royal Government of Bhutan.
7. Ministry of Labour and Human Resources. (2018). *LABOUR FORCE SURVEY REPORT*. Thimphu: Royal Government of Bhutan.
8. Ministry of Labour and Human Resources. (2014). *National Human Resource Development Advisory Series: a focus on graduates and labour market dynamics*. Thimphu: Royal Government of Bhutan.
9. Royal Government of Bhutan. (2015). *State of the TSA- WA- SUM, fifth session of the second parliament of Bhutan, June 2015*. Thimphu: Royal Government of Bhutan.